

Voter Registration

Register-Recruit-Vote



Presented by: Youth Voter Movement
and League of Women Voters

Person giving presentation needs to be able to monitor the time and be able to adjust quickly as there is a finite amount of time.

Who Are We?

Youth Voter Movement

- Teens registering teens to vote
- Led by teens, supported by adults
- Non-partisan, non-issue, grass roots
- Inspired by Parkland youth and others whose voices have been silenced, informed and amplified



YVM Student Leaders at Logan HS



Diverse Community Award
for YVM from CA LWV

League of Women Voters

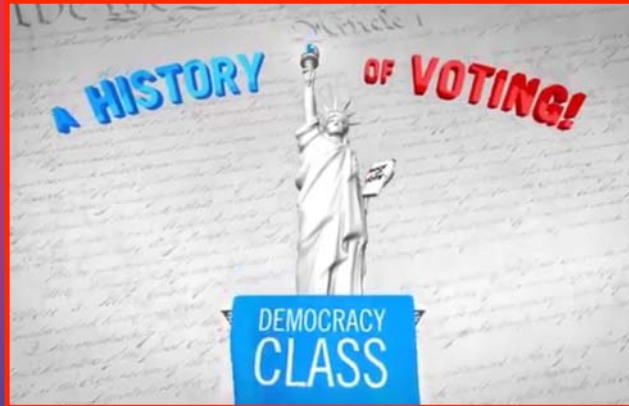
- Men and Women dedicated to spreading and protecting democracy
- Established by 19th Amendment giving women right to vote
- Register and educate voters and protect voting rights

Be sure to recognize student leaders by name. Maybe put their names in the presentation. Give them lots of credit for helping to organize this activity to get hundreds? of students registered to vote.

Recommend recognizing volunteers as a group to save time. Sometimes, electeds like to volunteer. Be sure their is no campaigning by them during the event.

Brief Historical Context

~100 years ago, how many could vote?



Video by Rock the Vote

If time, fun activity - ask students: about 100 years ago, how many people in this room could vote? Have them blurt out numerical answers. Then ask them what the requirements were: no women, whites only, over 21, and a property owner. Then ask the older men in the room to raise their hand if they own property. Count those up and reward the student who said the correct answer with a candy or giveaway.

Women's Suffrage Beginnings



Suffrage existed



Women Protested



Cross Country Caravans
1/2 million petitions



Amendment
Proposed 1878



States Voted on
Ratification



Thousands Marched

Famous Suffragists



Sophia Callahan



Susan B. Anthony
Amer. Equal Rights Assoc.

Harriet
Tubman



Frederick
Douglas




Mrs.
Catt



Sojourner
Truth
Aren't I a Woman

Alice Paul



Cady Stanton,
Harriot and Nora



Anti-Suffragists

Sophia Callahan - Muscogee-Creek; age 23 published "Wynema, A Child in the Forest," in 1891, 6 months after Wounded Knee. 1st novel by an US American Indian woman. Novel focused on injustices to Native Americans, esp. with respect to land.

Passage of 19th Amendment



Peaceful Marches

Tennessee Ratifies



Women Celebrate



Spectator Violence



August 1920
US 19th Amendment
Ratified



White Women Vote




Arrests & Hunger Strikes



All Women Vote 1960's

Youth Voting = Power



Girls Education
Pakistan



Parkland Youth
Gun Violence



Decades for
Women's
Suffrage



Apartheid
South
Africa



Greta Thurnberg, Norway
Environmental Activist




Claudette Colvin
Bus Boycott Initiator

Voting
Rights
at 18
after
Vietnam



Purpose of this optional slide is to draw attention to how powerful youth can be and how they can make huge changes in our world. UC Davis is a local example you might want to swap for something local. Claudette Colvin was a teenager who refused to give up her seat on the bus. She was arrested and part of the Supreme Court case with Rosa Parks. Since she was pregnant and not well known, the leaders of the movement decided to recreate what she had done with Rosa Parks. Hector Peterson was a young boy who lost his life while boycotting school and marching to demand the same textbook white students were using. He is the symbol of the apartheid.

Recent Voting Outcomes




CA State Legislature

California Is Taking Steps to Lower The Voting Age – Here's Why

A bill to lower the voting age just cleared California's state Assembly and is headed to the Senate. In this op-ed, Power California activists make the case for why it should pass.

Prop 64 ✓

Marijuana will be legal for recreational use in California.





CA Proposition

Medical marijuana OK at K-12 schools in California after Gov. Newsom signs new law

Measure E Passes

\$650 million to go to FUSD


By Hanson Wang
Staff Writer

CA Governor Newsom

Los Angeles Times

California will allow college athletes to profit from endorsements under bill signed by Newsom



BALLOTPEOPLE

Candidates and results

| Candidate | Percentage | Count |
|-------------|------------|--------|
| Letra Brown | 66.2% | 10,112 |
| Letra Brown | 33.8% | 5,112 |
| Letra Brown | 0.0% | 0 |
| Letra Brown | 0.0% | 0 |
| Letra Brown | 0.0% | 0 |
| Letra Brown | 0.0% | 0 |

Fremont School Board

FACING LAWSUIT, Fremont school district will switch to district elections



District will be split up into four voting areas

Issues - Sex Education, School Calendar...

Washington High School

New Science Building

Fremont Bond Measure





The Washington High School new building is built by the measure E bond by the Fremont Unified School District, costing approximately \$4.8 million.

The Alhambra News

Fremont spending \$1 million on highway improvements, narrowing traffic lanes

Fremont City Council



Purpose of this slide is to draw attention to the importance of local issues and voting. This slide is tailored to one Tri-city area. We recommend you create one applicable to your area and focused on issues that matter to teens. Teen Voting - Assembly Constitutional Amendment 8 (ACA8) passed CA State Assembly, August 26, 2019, now headed to State Senate for vote. Fremont Measure E - passed June 2014; Washington HS - new 2-story science building, opened Fall 2019; Irvington classroom addition; Mission HS pool. Fremont City Council, July 2018, Bicycle Master Plan approved Governor Newsom, Sept 30 2019, NCAA, Athletes compensated for image..Prop 64, Nov 2016; New K12 bill, Oct 2019

Register to Vote

**Must be US Citizen
At least 16 years old**

Individual Choice - Optional

If there is time - ask teachers to have students bring one sheet of scrap paper. Ask students to crumple up their paper. Put a trashcan in front of students (larger for larger crowds). On the count of three, try to shoot a basket, get your paper into the trash can. Count the number of ones that hit the can. Have the basket far enough away so that only about 10% of students can make the shot. Then explain two main points:

1. Recent stats - only 10% of eligible youth vote. This gives the voices of older voters more weight. Politicians know who votes and that is who they focus on...etc.
2. Privilege - Your classmates organized this drive for you and the League was able to help. Not everyone has this same opportunity. Like the people in the front had more of a chance of making the basket, just because they were 'born' in the front row. Students in the back are equally capable of making the basket but they were 'born' in the back row. Time to honor the work of your student leaders by including others who didn't have this privilege to register. Challenge - get at least 10 peers to register to vote - anywhere in US, use social media...

Let's Get This Registration Started

Box 1a - Must be a US citizen

Box 1b - Declare your age, check One box

1

I am a U.S. citizen and resident of California **1a** -> Yes-Sí No ←

Soy ciudadano de EE.UU. y residente de California

I am 18 or older – Tengo al menos 18 años de edad Yes-Sí No ←

I am 16 or 17 and want to pre-register **1b** -> Yes-Sí No ←

Tengo 16 o 17 años de edad y quiero preinscribirme

If "No," you CANNOT register. – Si "No", NO PUEDE inscribirse para votar.

Only choose one. – Elija solo una.

May want to mention that there are adult volunteers in the room who can answer individual questions. The speaker needs to stay on track and speak to the whole student group. If students have questions, just raise their hands.

Beginning disclaimer - make sure students know this is an opt-in activity, their choice. If they feel (peer) pressured to register, they can do it and write clearly on the form not to use it or don't turn it in.

Critical to make sure students know that if they are not a US citizen, it is illegal to register to vote.

Box 2 - Name as appears on driver's license

Box 3a - Date of Birth

Box 3b - CA Driver's License or ID number

Box 3c - Last 4 digits of Social Security number

Box 3d - Either US State or Foreign Country of birth

The image shows a form with two main sections: "Your legal name" and "Identification".

Your legal name / Su nombre legal (Section 2):

- Gender options: Mr. - Sr., Ms. - Sra., Mrs. - Sra., Miss - Srta. (optional) - (optativo)
- Field 2: First - Primer nombre, Middle - Segundo nombre, Last (including suffix, such as Jr., Sr., III) - Apellido (con sufijo, como Jr., Sr., III)

Identification / Identificación (Section 3):

- Date of birth - Fecha de nacimiento (mes/día/año) M M D D Y Y Y Y (Field 3a)
- California driver license or ID card # - Núm. de licencia de manejar o tarjeta de identidad de California (Field 3b)
- SSN (last 4 numbers) / SSN (las últimas 4 cifras) XXX-XX- (Field 3c)
- U.S. state or foreign country of birth / Estado de EE.UU. o país extranjero donde nació (Field 3d)

Date of birth - mention not to put current year.

If students don't have CA DL or ID or last 4 SSN, that is fine. Not required, but it would be helpful for the registrar if they included their email or phone number below that area.

If students not born in US, that is fine as long as they are citizens.

Box 4a - Enter address where you live, can be cross streets

Box 4b - Include county - "Alameda"

| | | | | | | |
|---|---|---|--------|--------------------|---------------------------------------|--|
| The address where you live La dirección donde vive Do not use a P.O. Box # No ponga apartado postal | 4 | Home address – Domicilio | | | Apt or Unit # – N° de depto. o Unidad | |
| | | City Ciudad | ← 4a ^ | State Estado CA | Zip Cód. postal | California county Condado de California |
| If you do not have a street address, describe where you live including cross streets, Route, N, S, E, W, etc. – Si no tiene una dirección con calle y número, describa dónde vive (cruce de calles, ruta, N, S, E, O, etc.) | | | | | | |
| The address where you receive mail – La dirección donde recibe su correo Skip if same as address above. No llene si es la misma que puso más arriba. | 5 | Mailing address – if different from above or a P.O. Box # Dirección postal, si no es la misma que puso más arriba o es apartado postal | | | | |
| | | City Ciudad | ← 5 | State Estado | Zip Cód. postal | Foreign country País extranjero |

Box 5 - Fill in where you receive mail
ONLY if different from home address
*May use PO Box

Box 4a is important to mention the option to just put in cross streets - this gives the registrar the knowledge of which local ballot to mail and it gives the voter the opportunity to keep home address private, especially for those who may be worried about immigration agents. Also, this is a good option for homeless and for transient students. Need to be inclusive of everyone. Box 5 - can be anyone's address, hopefully someone who the student can rely on to get their ballot to them.

7
 7- Yes-Sí* No

8
 I want to choose a political party preference – Deseo indicar una preferencia de partido político

- American Independent Party
Partido Americano Independiente
- Democratic Party – Partido Demócrata
- Green Party – Partido Verde
- Libertarian Party – Partido Libertario
- Peace and Freedom Party
Partido Paz y Libertad
- Republican Party – Partido Republicano
- Other (*specify*): – Otro (*especificar*):
 ^ — 8a — ^

I do not want to choose a political party preference – No deseo indicar una preferencia de partido político.

8b- No Party / None – Ningún partido / Ninguno

Box 7 - Recommendation:

Check "yes" as it gives you both options: vote by mail or at polls

Box 8a - Please:
 Choose a political party, or

Box 8b - Select "No Party"
 at the bottom of the box

Highly recommend checking yes for receiving ballot by mail. For students getting ready to move to college, they can go online anytime and change mailing address or have parent mail their ballot.

Key point to make here is about the American Independent Party - that is doesn't mean "Independent." If students want to be "Independent" they must check Box 8b.

May want to mention this is an individual decision, not a peer pressure situation, so do this part privately. You can also request teachers do some instruction on parties prior.

Most Important Step

Box 10a - Sign inside red box


Box 10b - Use today's date

I swear or affirm that: -- Juro o afirmo que:
I am a U.S. citizen and a resident of California and at least 16 years old. I am not currently in state or federal prison or on parole for the conviction of a felony. I am not currently found mentally incompetent to vote by a court. I understand that it is a crime to intentionally provide incorrect information on this form. I declare under penalty of perjury under the laws of the State of California that the information on this form is true and correct. -- Soy ciudadano de EE.UU. y soy residente de California y tengo al menos 16 años de edad. No estoy actualmente en una prisión estatal o federal o en libertad condicional por haber sido condenado de un delito mayor. No he sido declarado mentalmente incompetente para votar actualmente por una corte judicial. Entiendo que brindar información incorrecta de manera intencional en este formulario es un delito. Declaro bajo pena de perjurio conforme a las leyes del estado de California que la información en este formulario es verdadera y correcta.

10
X <- 10a -> /<- 10b

Signature - Firma Date Signed - Fecha de la firma Month - Mes Day - Día Year - Año
39 ZG 054321 200002

Next: Carefully tear off bottom receipt to keep



Might want to ask students to check to their left and right to make sure their peers have signed and dated their affidavit and removed the receipt. If affidavits not signed, they are void. Tell students not to return their receipt - they can use it to go online in a few weeks and check if they are registered and change any info they want to

When collecting affidavits, may want to first collect the ones of students who will be 18 by next election date. If you put these in a separate envelope, the registrar of voters would appreciate it. Then collect the affidavits of those students who are pre-registering and send those in a separate envelope. Need to mail to registrar right away.

Register - Recruit - Vote



**Youth Voice and
Privilege Activity**

Next Step Options

- Help register 10 other teens
- Attend a candidate or issue forum
- Attend a flash mob voter activity
- Host a registration drive
- Use Voter's Edge website
- Become a poll worker
- Contact your representative
- Host an election night party



Use social media to spread word



Wear wristband, raise awareness

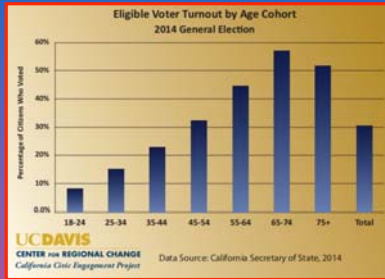
Suggestions for next steps

Flash Mob Voting Activity - on Saturday before elections, have youth gather at a location, make posters about voting and power of youth vote, then march to nearby post office with mail-in ballots and vote as a group. Good press opp and social event for teens.

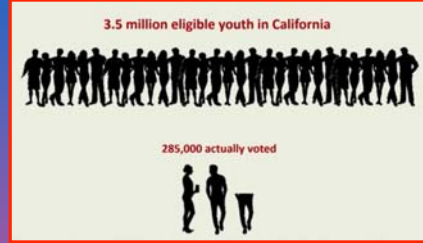
Voters Edge - students receive a Voters Edge bookmark (and a sticker saying "I registered to vote" and a Youth Voter Movement wristband. The Voters Edge website is super helpful for making voting choices in CA.



Extra Slides

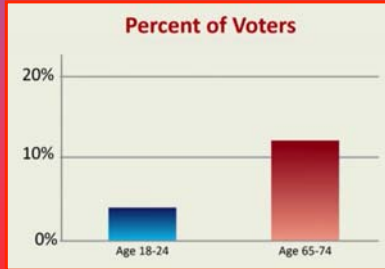


Voters
8% of
eligible

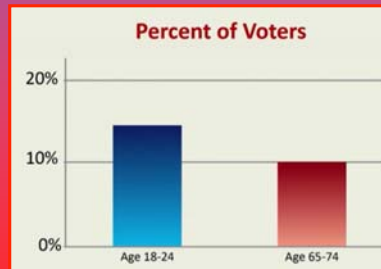


84% of Registered
Voted

Data



Past Voters -> 4% to 12%



Potential of Eligible -
> 15% to 10%

This slide is in the process of being updated with more current data. Purpose is to share the power potential of the young voter block.

Women's Suffrage

- 1850 - 1st National Women's Rights Convention
Frederick Douglas, Sojourner Truth - "Ain't I a Woman?"
- 1866 - American Equal Rights Assoc. formed by
Susan B. Anthony (single, own property, voted for Grant, 1872)
- 1878 - Women's Suffrage Amendment to US Congress
- 1893 - Colorado adopts women's suffrage
- 1910-1917 - tens of thousands march in suffrage parades
Women jailed 6 months, hunger strike, freed
- 1915 - half-million petition signatures to Congress
Mabel Vernon, Sara Bard Field
- 1918 - Woodrow Wilson supports 19th Amendment
- 1919 - US Senate passes 19th Amendment
- 1920 - Tennessee last state to make 3/4ths so
American women will full voting rights

This slide is a reference timeline

A highlight of this year's reg drive efforts to recognize the 100th anniversary of the 19th amendment and women's suffrage movement. Some volunteers could even dress in period clothing and/or wear sashes...

[1890 - Wyoming became a state (and they already had women's suffrage prior)]